



St Vincent's Catholic Primary School
HOME LEARNING TASKS

Summer Term Week 7

Monday 13th July – Friday 17th July 2020

Vincentian Value: ***We build relationships based on trust.***

Driving Question: ***How can we teach others to be fit and healthy?***

LKS2 Timetable

	Monday 13/7/20	Tuesday 14/7/20	Wednesday 15/7/20	Thursday 16/7/20	Friday 17/7/20
Week 7	Maths Guided Reading PSHE	Maths Literacy RE Art	Maths Literacy PSHE	Maths Literacy PE	Maths Literacy Golden Time

MFL: Italian = for all activities, please check updates/posts on the school website.

Please remember to continue reading every day and logon to Oxford Owl to access more books.

There will also be activities set on Education city, read theory and Times Table Rockstars. Keep up the amazing work!

Just for Fun

(Optional Activities to choose from & complete throughout the week)

- Discuss which celebrity you would like to be your teacher and explain why. Maybe draw a picture to show what a lesson with them may look like.
- Super Mover videos <https://www.bbc.co.uk/teach/supermovers/just-for-fun-collection/z7tymfr>
- 'Cosmic Kids' yoga session <https://safeYouTube.net/w/NOgN>
- Funny bodies game. Watch this video and carry out the same task (to be played with somebody else) – <https://safeYouTube.net/w/0NgN>
- Meditation and mindfulness strategies. <https://safeYouTube.net/w/BQgN>

Week 7 Day 1

Maths - Year 3 do sets A and B, Year 4 do set C

We are going to refresh our memories and revisit topics you have already looked at over the year. Please complete activities on the separate Maths Resources document. If you find it difficult ask an adult for help.

Guided Reading

Comprehension

Rainforest Facts



Some important things to remember about our Earth's beautiful rainforests.

What is a rainforest?



A rainforest is a very thick forest filled with plants and trees that grow well in a very wet climate. There are so many trees that the bottom of the forest sees very little sunlight. Depending on its location the average yearly rainfall in rainforests is usually 68-98 inches (1750-2500 mm). All rainforests are endangered. This means they are disappearing. We must save them. Learn more about rainforests by watching this video at our rainforest partner's web site: <http://www.supernaturaladventures.com/> You can learn about the Kids for Saving Earth Rainforest here: <http://kidsforsavingearth.org/programs/rainforest.htm>

Additional Resources

The Prince's Rainforest Project:
<http://schools.rainforestsos.org/kids>
Sounds of the rainforest:
<http://schools.rainforestsos.org/free-resources/rainforest-multimedia/rainforest-sounds>

Where are rainforests located?



Tropical rainforests are warm and near the equator and in Central and South America, West Africa, Southeast Asia and the Pacific Islands.

Other rainforests are in cool temperate climates near the North Pacific coast of North America as well as in Chile, Japan, the United Kingdom, Southern Australia, New Zealand, Tasmania and more. The Kids for Saving Earth Rainforest is located in Costa Rica. You can help protect it. [Learn how by clicking here.](#)

Why are rainforests disappearing?



Each year millions of acres of rainforests are disappearing. Every second, an area the size of a football field disappears. That's over 31 million football fields of rainforest each year.

- *The trees are being cut down for wood for construction, furniture and burning.
- *The rainforests are being cleared for farming and cattle grazing.
- *Building roads takes down rainforest as well.

www.kidsforsavingearth.org

1. What is a rainforest? _____

2. What does the word **endangered** mean? _____

3. Find out the name and location of 3 rainforests in the world.

Virtual Trip: Watch this video to find out more about Rainforests. Click the link below -
<https://safeYouTube.net/w/rXfN>

PSHE

My A to Z of the year (See resource document for worksheet).

Write down something you have learnt in Year 3 **or** Year 4 for each letter of the alphabet.

Week 7 Day 2

Maths - Year 3 do sets A and B, Year 4 do set C

We are going to refresh our memories and revisit topics you have already looked at over the year. Please complete activities on the separate Maths Resources document. If you find it difficult ask an adult for help.

Literacy

Proofreading

Look at the letter below that this teacher sent home to her class. She must have been exhausted!

1. Can you go through the letter and circle/highlight all her mistakes?
2. Then can you correct her mistakes and write the letter to her class correctly?

dear children,

we finally made it to the main break of the year. whether you're going on a plain to a brand new place, eating a strawberry ice cream at the beach, visiting a fun fair or kicking a ball around in the park, I hope you have a great summer holiday. I can't wait to see how much you have grown and here all about what you have done when you get back to school in September

Lots of love,

mrs green

RE

1. Based on your learning so far on the principles of Catholic Social Teaching, can you write a short paragraph to explain how these principles underpin the work of the charities we support? (e.g. Thigio, Mini Vinnies, The Passage, CAFOD)
2. Write a prayer for all the things you are grateful and thankful for this year. Post it on Seesaw.

Art

Join in with award winning author Rob Biddulph's art session. Click on the link below to join in, go to:

- Sonic the Hedgehog - <https://safeYouTube.net/w/31dN>
- Unicorn - <https://safeYouTube.net/w/G1dN>

If you enjoy it, Rob offers live stream lessons "Draw with Rob" every Tuesday & Thursday at 10am on his YouTube channel. Please check with an adult when you are using the internet.

Week 7 Day 3

Maths - Year 3 do sets A and B, Year 4 do set C

We are going to refresh our memories and revisit topics you have already looked at over the year. Please complete activities on the separate Maths Resources document. If you find it difficult ask an adult for help.

Literacy

Comprehension

A Child's Book of the Seasons by Arthur Ransome

In summer we go quietly and softly through the little wood at the back of the house, wait at the other side of it and peep over the hedge. There is a steep bank on the other side and then a row of little trees, the remains of an old hedge and then another bank. The other bank is full of holes and the holes are full of rabbits. On summer evenings we go there and watch the little rabbits skipping about and nibbling the grass.

Of course, as the summer goes on, the grass grows very high and, when we walk through it, we can sometimes see nothing but the ears of the little rabbits peeping up above it. You can't imagine how funny they look. Once, Sally fell right over the top of one of them that was hidden in the grass. It jumped out under her feet and she was so startled that she fell forward. She felt something warm and furry wriggling in her hands and found that she had caught a baby rabbit. Sally stroked it until it was not frightened anymore and then she put it on the ground and let it go. It hopped joyfully away through the grass and disappeared into its burrow in the bank.

Besides the rabbits we find all sorts of other charming things in the long grass that swishes so happily around our ankles. Buttercups are there which send a golden light over your chin if you hold them near enough. The fields are full of buttercups, dandelions, purple thistles and wild orchids.



In another bank, not so very far from the home of the rabbits, another little furry creature lives; a pretty, little brown-coated, long-tailed person, who is a great hunter and much feared by the rabbits. He has a long, thin body, a pointy, little head, and a wavy tail. He is a weasel. His bank is just by the side of a pleasant trickling stream and not very far from the wood where the pheasants live. There are plenty of stories about him among the country people. They say that if you whistle near his hole he will come running out to see what is the matter and, if you go on whistling, he will come nearer and nearer until you can catch him with your hands.

1. Find and copy two adverbs from the first paragraph.

2. Why do you think that the rabbit felt frightened when Sally tripped over it?

3. Find and copy the phrase which shows what Sally did to make the rabbit feel better.


4. In the fourth paragraph, the author gives clues about the animal before revealing its name. Why do you think he does that?

PSHE – Transition Activity

Complete this fact file below for your new Year 4 or Year 5 teacher.

NAME: _____

All About Me



Favourite Colour	
Favourite Animal	
If I could have a superpower, I'd....	
Favourite School Subject	
Best place I've ever been to...	
Dream country to visit...	
If I could travel back in time, I'd go to...	
My dream job is...	

When I think about the coming school year, I feel good about _____

I am most looking forward to _____

My top three favourite places!



Three significant things that have happened to me:



Some questions I have to ask my next teacher are _____

Week 7 Day 4

Maths - Year 3 do sets A and B, Year 4 do set C

We are going to refresh our memories and revisit topics you have already looked at over the year. Please complete activities on the separate Maths Resources document. If you find it difficult ask an adult for help.

Literacy

Poetry

Queen Summer

When Summer on the earth was queen
She loved to reign in gardens green
On the walls hung tapestries of leaves,
Where threads of gold the sun had weaved.
With criss-cross patterns on the floor,
Where velvet grass has been smoothed over.
Waving palm leaves the soft winds spread
Each way to cool Queen Summer's head:
The woodland dove made music soft,
Whilst bluebirds sang from roofs aloft.



1. In the poem, why does the wind wave the palm leaves?

2. Write two facts about the tapestries mentioned in the poem.

1. _____

2. _____

3. Which two types of bird are mentioned in the poem?

1. _____

2. _____

4. Do you think Queen Summer's palace was a nice place to be? Why?

PE

Virtual Sports Day Activity Grid

You may need to borrow items from your house for the activities, please ask an adult. Please complete as many of the tasks below as possible.

Remember to take photographs and upload to Seesaw.

<p>Pillowcase Sack Race Make a circuit around the garden and time how quickly you can race around.</p>	<p>Toilet Roll Race Make a circuit around the garden and time how quickly you can run around it with a toilet roll between your legs.</p>	<p><u>Keepie Uppys Challenge</u> How many Keepie Uppys can you do with a toilet roll?</p>
<p>Shot Put Using a toilet roll, see how far you can throw it. Measure the distance using your feet.</p>	<p>Target Practice Set up three empty bottles about 3-5 metres from you. Using a ball (or a toilet roll) try to bowl the bottles over. How quickly can you get all three?</p>	<p>Wellie Toss See how far you can toss a wellie. Measure the distance using your feet.</p>
<p>Plank Challenge Time how long you can hold a plank for.</p>	<p>Burpee Challenge How many burpees can you do in a minute?</p>	<p>The Cup Challenge Make a circuit around the garden and with a full cup of water, run around the course. How quickly can you do it without spilling any water?</p>

Ultimate PE Sports Day Challenge

With your parent's permission, design an obstacle course. Once you have designed your obstacle course, record yourself (and any members of your family) completing it. See if you can beat your time. Make sure you add a photo/video of your course to your Seesaw account.

Week 7 Day 5

Maths - Year 3 do sets A and B, Year 4 do set C

We are going to refresh our memories and revisit topics you have already looked at over the year. Please complete activities on the separate Maths Resources document. If you find it difficult ask an adult for help.

Literacy

Creative Writing

Choose 1 question below and tell us your ideas, give us lots of detail in your response.

- What invention do you think would change the world?
- If you could have any fantasy pet, what would it be and why?
- Describe what an eagle has seen above the clouds.



Golden Time

Enjoy your Summer Holidays!



St Vincent's Catholic Primary School

HOME LEARNING - Free resources & Optional Extension Activities

Practise Touch Typing on typingclub from the website:

<https://st-vincents-mill-hill.typingclub.com/>



Maths White Hub Rose (revision with videos):

EYFS - KS3 - <https://whiterosemaths.com/homelearning/>



BBC Bitesize: Variety of Lessons Released each day

<https://www.bbc.co.uk/bitesize/primary>



Coding: Code.org - Create your own project exploring coding. <https://studio.code.org/projects/public>

Microbit Home Learning:

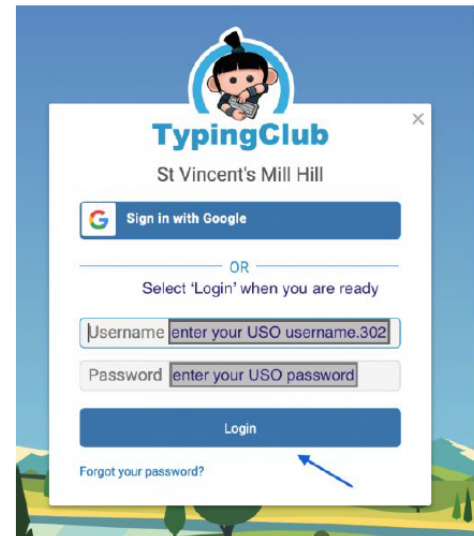
<https://www.microbit.org/get-started/home-learning/>

Place2Be Art Projects to do as a family: <https://bit.ly/3f69tll>



Change4life: Healthy recipes and activities for a

healthier lifestyle - <https://www.nhs.uk/change4life/activities/accessible-activities>



First News Reading Resources -

<https://stvincentscatholicprimarymillhill.org.uk/2020/05/01/first-news-reading-resources/>

<https://stvincentscatholicprimarymillhill.org.uk/2020/05/12/first-news-reading-comprehension-resources/>



Read Theory Reading Comprehension - <https://readtheory.org/auth/login>

Using your USO/LGFL username with the password stvincentsnw7 to access it.

See how to access it from the website link -

<https://stvincentscatholicprimarymillhill.org.uk/2020/04/07/access-for-the-whole-school/>

PE: Sensory Circuits with Mr Mills - <youtu.be/Yhhq9I4DWJc>

Daily fitness with Joe Wicks - <https://www.youtube.com/user/thebodycoach1/videos>



Oxford Owl: Reading Resources - <https://home.oxfordowl.co.uk/>

Daily Reading: Free Audio books <https://stories.audible.com/discovery>


or David Walliams <https://www.worldofdavidwalliams.com/elevenses/>



Pobble365: Writing Inspiration Resources - <https://www.pobble365.com/>

BBC Horrible Histories Episodes: <https://www.bbc.co.uk/cbbc/shows/horrible-histories>

As seen on our Twitter page, there are various contests and competitions to participate in from art, film, poetry, maths, and coding! We will be updating the school website soon with more information on how you can take part.



PixBlocks

